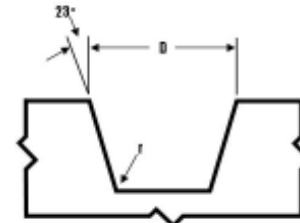
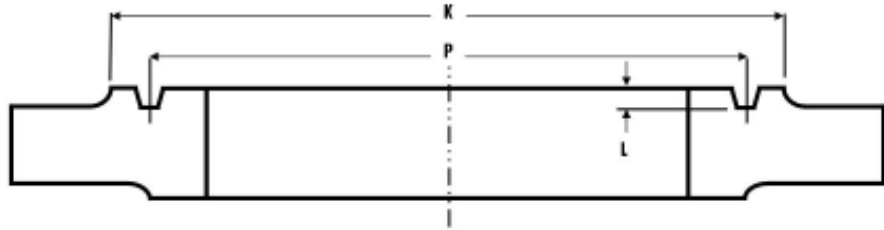
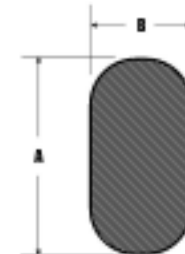


FACING DIMENSIONS FOR RING JOINTS

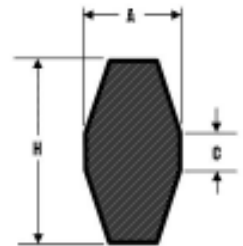
ANSI B16.5



DETAIL FOR FLATGROOVE



OVAL RING



OCTAG RING

FOR 2500LB. FLANGES

Nominal Pipe Size	Pitch Dia. Of Ring & Groove P	Dia. Of Raised Face K	Groove		Ring			Height of Flat On Octag. Ring C	Approx. Distance Between Flanges When Joint Is Compressed	
			Width D	Depth L	Ring No.	Width A	Height			
							Oval B			Octag. H
1/2	1 11/16	2 9/16	11/32	*1/4	R13	5/16	9/16	-	-	5/32
3/4	2	2 7/8	11/32	*1/4	R16	5/16	9/16	-	-	5/32
1	2 3/8	3 1/4	11/32	*1/4	R18	5/16	9/16	-	-	5/32
1 1/4	2 27/32	4	15/32	5/16	R21	7/16	11/16	-	-	1/8
1 1/2	3 1/4	4 1/2	15/32	5/16	R23	7/16	11/16	-	-	1/8
2	4	5 1/4	15/32	5/16	R26	7/16	11/16	-	-	1/8
2 1/2	4 3/8	5 7/8	17/32	3/8	R28	1/2	3/4	11/16	5 1/6	1/8
3	5	6 5/8	17/32	3/8	R32	1/2	3/4	11/16	5 1/6	1/8
4	6 3/16	8	21/32	7/16	R38	5/8	7/8	13/16	5 1/6	5/32
5	7 1/2	9 1/2	25/32	1/2	R42	3/4	1	15/16	5 1/6	5/32
6	9	11	25/32	1/2	R47	3/4	1	15/16	5 1/6	5/32
8	11	13 3/8	29/32	9/16	R51	7/8	1 1/8	1 1/16	3/8	3/16
10	13 1/2	16 3/4	1 3/16	11/16	R55	1 1/8	1 7/16	1 3/8	9/16	1/4
12	16	19 1/2	1 5/16	11/16	R60	1 1/4	1 9/16	1 1/2	5/8	5/16

DIMENSIONS are shown in inches, and conform to ASA Specification B16.5, and API 5-G3

RING JOINT flanges will be furnished in accordance with these details, unless otherwise specified by the purchaser. Lap joint stubs will also conform to these dimensions, Except designed for use with 3", 300, 400 & 600lb flanges (such as lap joint stubs will be made for ring No. R30: Pitch diameter 4 5/8")

DEPTH of groove is added t flange thickness, except that on sizes marked (*), the groove will cut 1/32" into the minimum flange thickness.

CORNER RADIUS "r" is 1/32" for ring width 7/16" and smaller; 1/18" for ring widths 1/2" to 7/8" inclusive and 3/32" for ring widths 1" and larger.

FLAT-BOTTOMED, as shown in detail, will be furnished unless otherwise specified.

TOLERANCES:

P ± .005"	B ± 1/64"	H ± 1/64"
A ± .008"	D ± 1/64"	L ± 1/64"